

United States **Census 2020**

Did you know?

- A complete and accurate count is critical for you and your community, because the results of the 2020 Census will affect community funding, congressional representation and more.
- Communities rely on census information to plan for a variety of needs including new roads, schools and emergency services.
- The Constitution mandates the United States conduct a count of its population once every 10 years.

This year it will be easier than ever to respond to the census. For the first time, you will be able to respond online, by phone, as well as by mail!

Look for your invitation from the US Census by April 1, 2020!

Want more information?

Go to 2020census.gov

2020 Parent Survey!

Complete the survey online at ferstreaders.org/parentsurvey

Surveys completed by **March 1st** will be entered into a drawing to show our appreciation. We're giving away two \$50 gift cards and three book bundles to 5 lucky winners!

S'mores Snack Mix

Ingredients:

- 6 cups Golden Grahams cereal
- 3 cups M & M's
- 3 cups mini marshmallows
- 3/4 cup Valentine's Day sprinkles



Directions:

1. Add all ingredients to bowl with lid or plastic bag and shake to combine ingredients.
2. Store snack mix in an airtight container.

Give Kids the Best Start Possible!

The Basics™ Chattahoochee Valley is a collaborative that brings together area individuals and organizations committed to making sure every young child “gets a great start in life.” The collaborative focuses on five basic principles.

See the back page for information on the first two. We will focus on the remaining 3 basics in future issues.



Community Partner



Reading Guide



Stanley's Garage

Author/Illustrator: William Bee
Peachtree Publishers



Stanley's
Garage

R Repeat the Book: Repeating gives more chances to learn the vocabulary.

First Read (events): Look at the cover, read the title and say, *“It looks as if Stanley is riding in his tow truck. I wonder where he is going. Let’s read and find out.”* As you begin to read, relate the story to where you go to buy gasoline and/or get your car fixed when it breaks down. Stanley does both. Is that the same for you and your family? After reading, ask the first read question in the *“Ask Questions”* section.

Second Read (emotions): Look at the cover and say, *“Remember Stanley and his garage where he was helping people with their cars? I wonder if his customers appreciated his work? Let’s read and find out.”* As you read for the second time, point out where his friends, the customers, thanked Stanley for helping. Talk about how Stanley must feel when he helps other people. Ask the second read question.

Third Read (retell): Look at the cover and say, *“Remember Stanley and his garage? It is now your turn to tell me what is happening in the story.”* Hand the book to your child and encourage your child to tell you what is happening on each page. Repeat what your child tells you. Ask the third read question.

Vocabulary

Use these words when you talk with your child this month.

- petrol - another name for gasoline
- flat - no air in the tire
- jack - to raise up off the ground
- quickly - fast
- tow - to pull something such as a car
- fix - make something work again

E Engage and Enjoy: Using these activities keeps your child’s interest in the story.

As you read Stanley’s Garage to your child, use your voice to indicate whether or not the sentence is describing a good thing or a bad thing. When Shamus’s blue car comes to Stanley with a flat tire, use a voice that sounds as if you are concerned about the problem - *“Oh dear!”*

A Ask Questions: After talking about the book, ask questions to promote deeper thinking.

After the first read, ask, *“Why does Stanley put water in Charlie’s car?”*

After the second read, ask, *“Why does Stanley have to put Myrtle’s car on the ramp?”*

After the third read, ask, *“Why is Stanley ready to go to bed at the end of his day?”*



D Do More: Use other activities to help your child connect vocabulary to their world outside of the story.

On the next page, there are some additional activities which you can do with your child.

Things to Do

Garage Job Match

Stanley is pretty busy at his garage in the story. Match the names and pictures of things that Stanley uses to help fix problems in the story. After you have matched them all up, go back and find where it happens in the book.



Tire jack

Overheated car

Broken down car

Watering can

Flat tire

Tow truck

First Readers has adopted and adapted the READ guide format courtesy of:



See the
R.E.A.D.
video here

Rollins Center
for Language & Literacy

A Program of the Atlanta Speech School

Read Right

From the Start

Read with your child every day.



MAXIMIZE LOVE, MANAGE STRESS

TALK ABOUT FEELINGS: Teach your toddler to name their feelings. This will help them understand and express emotions. Let them know that all feelings are OK, and you are there for them when they are happy or upset.



Chattahoochee Valley

LEARN MORE AT
CV.THEBASICS.ORG




TALK, SING, & POINT

POINT TO OBJECTS: Point to objects and name them — especially things that seem to interest your baby.



Chattahoochee Valley

LEARN MORE AT
CV.THEBASICS.ORG



Ferst Readers
P.O. Box 1327
Madison, GA 30650

PLEASE DO NOT BEND
Carrier—leave if no response

NONPROFIT ORG
U.S. POSTAGE PAID
PERMIT# 331
MARIETTA, GA

Are you moving? If so, please let us know by calling [888.565.0177](tel:888.565.0177) or email info@ferstreaders.org with your new address. The postal service WILL NOT forward the books even with a forward order on file as they do not forward bulk mail. You must let us know your new address in order to continue receiving the books. We are not responsible for undeliverable or lost books.